

Magic Messenger

August 2020

I.B.M. Ring 210

S.A.M. Assembly 88

A Candle in the Dark

By Dr. J. – President

Well hello there! It is nice to 'see' you again! I hope you have been staying healthy and staying safe – I will not waste too much time waxing philosophic here because we have a few things to talk about!

First things first: We are still unable to get back into the Senate Coney Island (or anywhere else for that matter) for our monthly meetings, so we will be having our monthly Zoom meeting this month as per usual. This will take place on **Wednesday August 12th at 6:30 p.m. EST** and the link will be sent in an email soon – keep your eyes peeled!

Now for a tad bit of bad news: In the past we have always held our annual Flea Market in September and we would have been working on that starting back in February. Sadly, we will not be hosting a flea market this year because of the pandemic and the restrictions, BUT we look forward to hosting one next year in 2021!

On the other side of the same coin...

We have a special announcement to make regarding a club picnic! We WILL be having one this year and once again, **Dan and Dana Jones** have graciously agreed to host it again! The date has been set for **Saturday September 12th, 2020 from 12 Noon to whenever you get kicked out!** A separate email will be going out with guidelines and such. Everyone is more than welcome to attend if you feel safe, and we will be gathering outside with plenty of room for safe, social distancing. Bring along some food and some magic to share and we will have a great time!

A Tribute

As many of you may have heard, and for those of you that did not, **Sherry Luka**, beloved wife of our good friend and former T.V.P. **John Luka**,

mother to **John** and **Greg**, and grandmother to **Zach, Carter & Jake**, passed away on July 20th, 2020. Sherry suffered a debilitating illness for many years, but she was the nicest lady that you could ever have met. Instead of flowers being sent to the funeral home, the Ann Arbor Magic Club, through the Arbor Day Foundation, pledged a group of ten (10) trees to be planted in her memory in a forest in need. We look forward to presenting the certificate to John and his family at a later date.

Michigan Close-up Magic Convention 2021

We are continuing to work on putting this convention together and I am working on contacting a few lecturers to see what and whom we can bring to our first convention! Other work is slowly coming along as much as it can – we still must work around places we would like to work with being closed or only being open with restricted hours. So far, everything is still looking good! Lots of great ideas are being explored and if you would like to help, please contact Committee Chair **Sean Naes** – it would be greatly appreciated!

Colon Gathering

Many of you know by now that the Abbott Magic Get-Together for 2020 has been canceled due to the pandemic. There is, however, another event (not sponsored or supported by Abbott Magic) that is taking place the same week that the Get-Together would have happened. See the FAB Magic website for further details!

Well, that is all the announcements for now. Stay safe everyone, and I hope to see all of you in our next ZOOM meeting!

Yours in Magic,

Dr. J.

TRIED MAKING A POUND CAKE
THE OTHER DAY, BUT IT
ONLY CAME OUT TO FIFTEEN
OUNCES...

Is the opposite of a metaphor
a metagainst?

MY PHONE SCREEN JUST
BROKE. I GUESS IT JUST IS
NOT WHAT IT WAS
CRACKED UP TO BE...

How well do we know each other???

Below is a photo of an A.A.M.C. member incognito. Do you know who it is?



Notes from our Secretary

By Frank Machniak

There isn't much new since last month. I encourage everyone to read the Presidents fine letter.

I also join in and offer Jackie and my condolences to John and his family on the loss of their beloved Sherry.

Now for something little lighter...

A magician was working on a cruise ship in the Caribbean. The audience was different each week, so he did the same tricks over and over. The problem was the captain's parrot saw all the shows and began to understand how the magician did every trick.

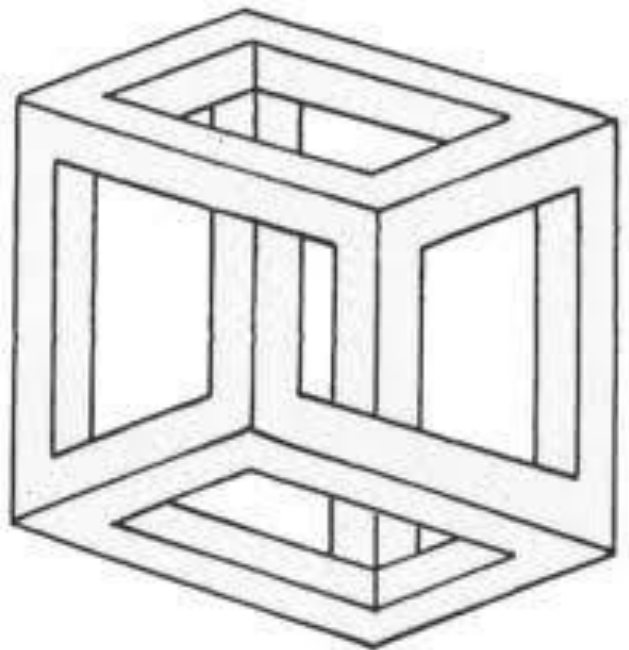

He started shouting in the middle of the show: *'Look! It's not the same hat. Look! He's hiding the flowers under the table. Hey, why are all the cards the Ace of Spades?'*

The magician was furious but, as it was the captain's parrot, he could do nothing. Then one day the ship sank, and the magician found himself floating on a piece of wood with the parrot. They glared at each other but said nothing. Finally, after a week, the parrot said: *'OK, I give up. Where's the boat?'*

--

"If I could prescribe a single rule for looking at a work of art, it would be to enjoy it. If we are honest with ourselves, we have to admit we enjoy our tears just as much as we enjoy our laughter. The only moments of life that are a bore are when we don't care one way or another."

Shake your head



Ex Libris by Joaquin Ayala, Ph.D.

Hello folks and welcome to the Ex Libris article for August 2020! I hope everyone has been staying safe and staying cool! After deliberating for a while, I have decided this month to NOT publish part two of the *Rubinstein Coin Magic* book and instead I will post that to the website as a supplement to the July article.

This month, we will focus on a book called ***MACHINATIONS: Explorations Through the Trapdoor*** by **Ben Harris**. It is a 100-page hardcover book published in 2019 by **Vanishing Inc. Magic** and illustrated **Ever Elizalde**. One unique thing about this book: every item uses the same method. Once you learn the method at the front of the book, you know how everything else works. In fact, some of you might even already know the method.

This book is an exploration of the *Trapdoor Card*, an old topological puzzle where a piece of paper with a door flap cut near one end, the paper being red on one side and blue on the other. One person holds the door with the *red side* of the paper facing them, the paper is then folded up and then unfolded, but the *blue side* now faces them! Again, the door is never let go of! This is a mind-bending puzzle, but at its core it is exactly that – a *puzzle*.

Ben Harris explores a great deal of ways to turn the puzzle into a magic effect, including using multiple cards, turning it into a penetration effect, transformation effect, etc. First you learn how the puzzle works, and then how to construct the necessary props. Each handling uses cards printed with specific images to fit the included scripting and the plot. Plots include time travel, Houdini escaping chains, images changing orientation, etc. Some of these are very magical looking! You will probably not use everything in the book - it depends on your taste.

The graphics necessary to print and make these cards are included in each section, and in the back of the book they provide ready-made, heavy-duty cards so you can follow along with the instructions, or in case you do not want to go to the trouble of printing and cutting your own cards.

If you ever tried doing this topological puzzle, you probably stopped exploring way too soon - I highly recommend getting this book because you will discover some excellent, newer ideas for this and as you will find out, some of them are just plain fun!

That is all for this month folks, join me again next month for a look at another contemporary tome. Stay safe and keep the magic alive! – **J. M. A.**

By the way, if you want to see the basic Trapdoor effect, just click on this link: <https://youtu.be/3yDNWBSG9A> This is the same effect except done with a banknote. You can also purchase The Wonderland Dollar from Meir Yedid at www.mymagic.com – a great little piece you can carry in your wallet all the time, plus it comes with a template that you use to cut out the little door in the correct spot!

With thanks to www.lybrary.com, we present a trick for you to try. It is a very quick and surprising effect and it is also very easy to do! Here, we present, **Reds & Blacks** by *Bev Bergeron*:



This is what need: two red Aces and two black Jacks. Show them to audience and mix them a little in your hands so that they end up like this: (alternating Aces and Jacks).



Ask a spectator what she wants: Jacks or Aces? Whatever she says, cut the cards so one of those is at the face. Suppose she named the Aces. Show card on face to spectator and rest of audience, turn your hand palm down and glide back bottom card:





Pretend to take the bottom Ace, really taking second-from-bottom card (a Jack). Place this card face down on spectator's palm.



Since the bottom card is glided back you will not have any trouble at all to take two top cards together as one and turn them face up showing the other Ace.... an automatic double-lift.




After showing the Ace, turn the double card face down on top of the one in your hand and take top card only (a Jack). People think it is the Ace you just showed.



Place this card on spectator's hand. She thinks she has the red Aces.



Here you do your usual magical gestures and turn your cards face up. You have the red Aces!



Let her turn her cards face up: the black Jacks!

Do not hesitate to give this effect a try – it is very effective (pun intended!) and it only uses two sleights: The Glide and a Double Lift. If you have trouble doing the Glide the way it is shown, try this variation in the handling:

Suppose you are holding the packet in your left hand, palm upward and displaying the bottom card (and Ace, in this instance). With the Ace being displayed, use your right-hand middle finger to point to the card, making contact with it on the short end nearest the spectators.

Begin turning the left hand palm down (and thus, the packet begins to turn face down). As soon as the packet is face down, the right middle finger slides the bottom card back toward the left wrist, exposing the second-from-bottom card (a Jack, in this case). In one fluid motion the right index finger contacts the Jack and slides it out.

Support our local brick & mortar magic shops!

**ABC Magic Shop
21525 24 Mile Road, Macomb, MI 48042 / (586) 790-3700**

**Wunderground Magic, Inc.
16 S. Main St., Clawson, MI 48017
(248) 280-5925 / Web: <http://www.wundergroundmagicshop.com/>**

AAMC Board Contacts

**President: Dr. Joaquin M. Ayala / chefayala99@gmail.com
Vice President: Don Oesterwind, Jr. / don@safesteprecovery.com
Secretary: Frank Machniak / fmachniak@icloud.com
Treasurer: Rob Krozal / rkrozal@yahoo.com
Sergeant-at-Arms: Sean Naes / sean@naes.cc
Librarian: Dr. Joaquin M. Ayala / chefayala99@gmail.com
Historian: Dan Jones / dmjones0701@yahoo.com
Webmaster: Karl Rabe / krabe@comcast.net
Website: <http://www.aamagic.org/>**

**Check out our Facebook Page: “Ann Arbor Magic Club”
Have a question / suggestion / comment / contribution?
We would love to hear from you! Get in touch with us!
Bring a guest to a meeting! Perform! Join a Committee!**

**The Ann Arbor Magic Club meets the 2nd
Wednesday of each month at Senate Coney Island
Restaurant - 34359 Plymouth Rd, Livonia, MI
48150-1500. Meeting starts at 7 p.m. Come at 6
p.m. if you want to eat.**

*****During the COVID-19 lockdown our in-person
meetings are suspended. During this time, we will
be using the ZOOM platform to host our monthly
meetings.*****